

EAVE HEIGHT = BOTTOM OF SKIRT BOARD TO INTERSECTION OF ROOF STEEL AND OUTSIDE EDGE OF SIDEWALL COLUMNS

BEVEL CUT EAVE GIRT TOP TO MATCH ROOF SLOPE (TYP.)

EAVE GIRT: Size & Grade per Code

height per customer 8', and taller

4" HOLD BASE TRIM UP
 SIDEWALL GIRTS: (size & grade per code) spacing per height/code SEE DET. 2/SHT S-5

2x8 #2 P.T. SEE DET. 4/SHT S-5

Size & Grade per Code

Size & Grade Per Code

Size & Grade per Code

SEE DET. 2/SHT S-5

2x4 GIRT BLOCKING SEE DTL. 2/SHT S-5

Spacing per code

SEE DET. 4/SHT S-5

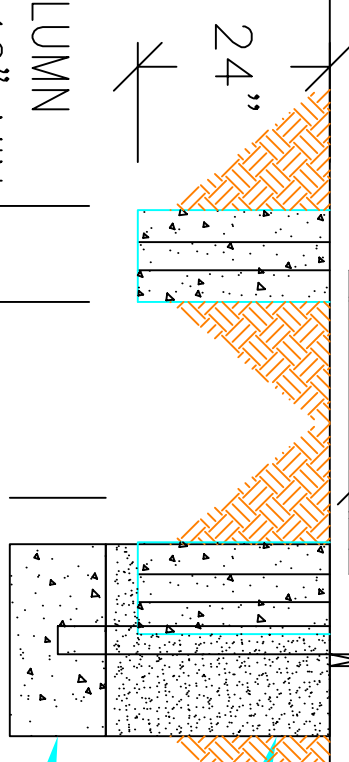
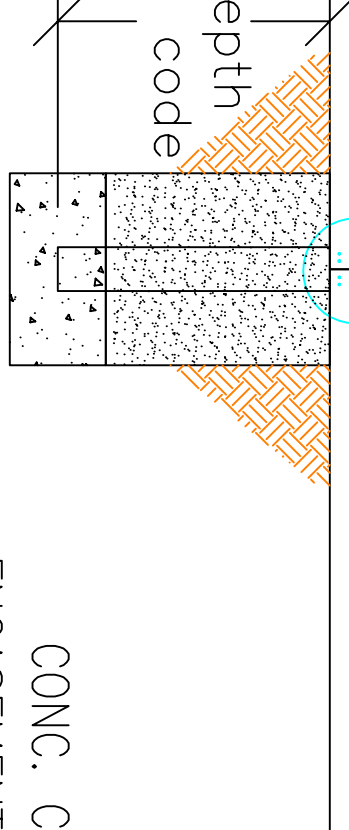
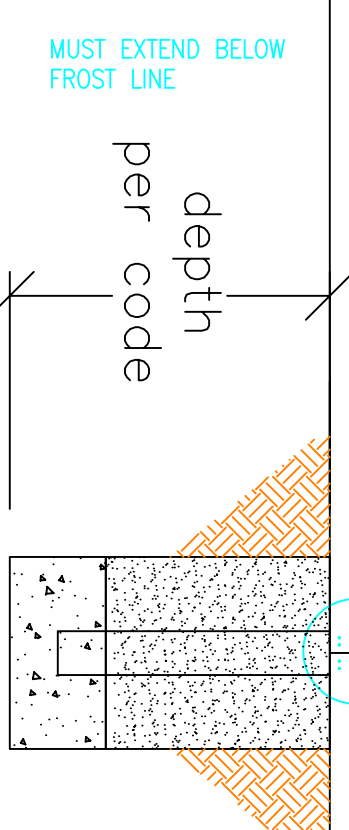
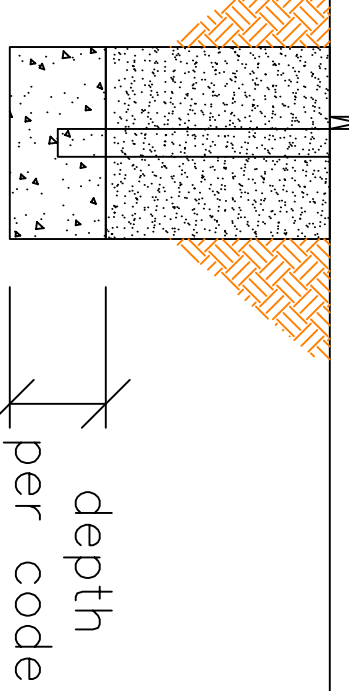
4-10d

2-10d

2x CUTOFF W/4-10d TO COLUMN

4x P.T.
 HEIGHT OF DOOR ASSEMBLY
 WIDTH OF DOOR ASSEMBLY

CONC. COLUMN ENCASUREMENT; (Diameter per code)



TAMPED NATIVE SOIL SEE DET. 1/SHT S-1
 2500 PSI CONC. ENCASEMENT SEE DET. 1/SHT S-1

Bay Size

Bay Size

Bay Size

Bay Size

R

R

R

R

Length per customer No restrictions to length

LEFT SIDEWALL FRAMING